

T1 REV

For excavators 1.2-2.5 ton

HYDRAULIC MULCHERS

T1 60 REV

T1 80 REV



HF1


Ø max 3 cm








standard equipment



KF1

Ø max 2 cm



Model	 (ton)	 (cm)	 (LxAxH cm)	 Kg	Motor displacement	 (L/min)	 bar (min-max)	Transmission	Rotor	
T1 60 REV	1.2-2.5	60	85x50x35	70	8-11	20-30	170-220	direct	4 file 4 lines	12
T1 80 REV	1.2-2.5	80	100x50x35	80	8-11	20-30	170-220	direct	4 file 4 lines	16

TECHNICAL FEATURES AND STANDARD EQUIPMENT


- Direct transmission.
- Internally reinforced with double metal sheet.
- Shearing symmetric head, for a faster working by the excavator rotation.
- Input and output mouths completely identical.
- Protective cover for motor.
- 4 Lines Rotor with austempered blade M1F.
- Inside rotor supports with "labyrinth" for the protection of the bearings by the impurities.
- Double row spherical adjustable bearings of 1st quality.
- Valves block complete with priority valve for adjusting oil flow, anti-shock valve (pressure relief valve), anti-cavitation.
- Gear motor.
- Accident prevention rubber protections according to EC directives.

ACCESSORIES

- 1 - Mounting hitch & pins.
- 2 - Kit hoses Lg. 2 meters.
- 3 - Front, back chain protection.
- 4 - Feeler roller.
- 5 - Self-levelling support (+30kg).
- 6 - Valves block deduction, only anticavitation.



1



3



4



5

T3

For excavators 1.5-4.0 ton



HYDRAULIC MULCHERS

T3 70

T3 90



HF2

Ø max 5 cm

standard equipment



H1C








Ø max 4 cm



KC1

Ø max 3 cm



Model	 (ton)	 (cm)	 (LxAxH cm)	 Kg	Motor displacement	 (L/min)	 bar (min-max)	Transmission	Rotor	
T3 70	1.5-4.0	70	95x55x45	130	8-11-16	20-30-40	170-220	direct	helical	10
T3 90	2.0-4.0	90	115x55x45	150	11-16	30-40	170-220	direct	helical	14

TECHNICAL FEATURES AND STANDARD EQUIPMENT

- Direct transmission.
- Internally reinforced with double metal sheet.
- Feeler roller adjustable on 3 positions to change the height of the cut.
- Helicoidal rotor with austempered hammers or blade interchangeable.
- Protective cover for motor.
- Inside rotor supports with labyrinth for the protection of the bearings by the impurities.
- Double row spherical adjustable bearings of 1st quality.
- Valves block complete with priority valve for adjusting oil flow, anti-shock valve (pressure relief valve), anti-cavitation.
- Gear motor.
- Accident prevention rubber protections according to EC directives.

ACCESSORIES

- 1 - Mounting hitch & pins.
- 2 - Kit hoses Lg. 2 meters.
- 3 - Front chain protection.
- 4 - Self-levelling support (+30kg).
- 5 - Valves block deduction, only anticavitation.



1



3



4

T5

For excavators 4.0-6.0 ton

HYDRAULIC MULCHERS

T5 105



HF2
Ø max 5 cm

standard equipment



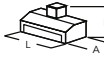






H1C
Ø max 4 cm



KC1
Ø max 3 cm



Model	 (ton)	 (cm)	 (LxAxH cm)	 Kg	Motor displacement	 (L/min)	 bar (min-max)	Transmission	Rotor	
T5 105	4.0-6.0	105	130x60x40	190	16-22	40-60	170-220	direct	helical	16

TECHNICAL FEATURES AND STANDARD EQUIPMENT


- Direct transmission.
- Internally reinforced with double metal sheet.
- Feeler roller adjustable on 3 positions to change the height of the cut.
- Helicoidal rotor with austempered hammers or blade interchangeable.
- Protective cover for motor.
- Inside rotor supports with labyrinth for the protection of the bearings by the impurities.
- Double row spherical adjustable bearings of 1st quality.
- Valves block complete with priority valve for adjusting oil flow, anti-shock valve (pressure relief valve), anti-cavitation.
- Gear motor.
- Accident prevention rubber protections according to EC directives.

ACCESSORIES

- 1 - Mounting hitch & pins.
- 2 - Kit hoses Lg. 2 meters.
- 3 - Front chain protection.
- 4 - Self-levelling support (+40kg).
- 5 - Valves block deduction, only anticavitation.
- 6 - Motor 22cc group 3



1



3



4

T7

For excavators 5.0-8.0 ton

HYDRAULIC MULCHERS

T7 105

T7 125










HF3
Ø max 8 cm

standard equipment



KF3
Ø max 6 cm



Model	 (ton)	 (cm)	 (LxAxH cm)	 Kg	Motor displacement	 (L/min)	 bar (min-max)	Transmission	Rotor	
T7 105	5.0-8.0	105	125x75x50	220	22-27-34	60-70-80	200-220	direct	helical	16
T7 125	6.0-8.0	125	145x75x50	250	22-27-34	60-70-80	200-220	direct	helical	20

TECHNICAL FEATURES AND STANDARD EQUIPMENT

- Direct transmission.
- Internally reinforced with double metal sheet.
- Feeler roller adjustable on 3 positions to change the height of the cut.
- Helicoidal rotor with austempered hammers or blade interchangeable.
- Protective cover for motor.
- Inside rotor supports with labyrinth for the protection of the bearings by the impurities.
- Double row spherical adjustable bearings of 1st quality.
- Valves block complete with priority valve for adjusting oil flow, anti-shock valve (pressure relief valve), anti-cavitation.
- Cast iron gear motor.
- Accident prevention rubber protections according to EC directives.

ACCESSORIES

- 1 - Mounting hitch & pins.
- 2 - Kit hoses Lg. 2 meters.
- 3 - Self-levelling support (+40kg).
- 4 - Hydraulic rotation device (not self-levelling support).
- 5 - Valves block deduction, only anticavitation.



1



3



4

T9 REV

For excavators 2.5-12.0 ton



HYDRAULIC MULCHERS

T9 70 REV

T9 90 G2 REV

T9 MZ90 REV

T9 MZ105 REV



HF3

Ø max 8 cm

standard equipment



KF3

Ø max 6 cm

T9 FR90 REV

T9 FR105 REV



HF7 - HF8

Ø max 12 cm



T9 DF90 REV

T9 DF105 REV



HF14

Ø max 25 cm

standard equipment



HF15

Ø max 20 cm

MZ











FR



DF



Model	 (ton)	 (cm)	 (LxAxH cm)	 Kg	Motor displacement	 (L/min)	 bar (min-max)		Rotor	
T9 70 REV	2.5-4.0	70	85x80x60	180	11-16	20-30	170-220	2	helical	10
T9 90 G2 REV	4.0-5.0	90	105x80x60	245	16	30	170-220	2	helical	14
T9 MZ90 REV	5.0-8.0	90	105x80x60	260	22-27-34	40-50-60	170-220	3	helical	14
T9 MZ105 REV	6.0-12.0	105	125x80x60	310	22-27-34-44-51	40-50-60 80-90	200-220	3	helical	16
T9 FR90 REV	6.0-8.0	90	105x80x60	300	27-34-44-51	50-60 80-90	200-220	3	4 lines	18
T9 FR105 REV	6.0-12.0	105	125x80x60	360	27-34-44-51	50-60 80-90	200-220	3	4 lines	22
T9 DF90 REV	6.0-12.0	90	105x80x60	400	27-34-44-51	50-60 80-90	200-220	3	helical	24
T9 DF105 REV	6.0-12.0	105	125x80x60	490	27-34-44-51	50-60 80-90	200-220	3	helical	27

TECHNICAL FEATURES AND STANDARD EQUIPMENT

- MZ Helicoidal Rotor with hammers austempered and cutting blade interchangeable.
- FR Forestal rotor wood flanged with 360° rotating hammer.
- DF Forestal rotor fixed teeth.
- Toothed high-performance V-belts transmission.
- Internally reinforced with inside double-case body with interspace.
- Protective belts-cover.
- Shearing symmetric head, for a faster working by the excavator rotation.
- Input and output mouths completely identical, adjustable
- Adjustable hood , fully openable for higher cutting capacity.
- Side skids adjustable on 3 positions to change the height of the cut.
- Inside Rotor Supports with "labyrinth" for the protection of the bearings by the impurities.
- Double Row spherical adjustable bearings of 1st quality.
- Valves block complete with priority valve for adjusting oil flow, anti-shock valve (pressure relief valve), anti-cavitation.
- Cast iron gear motor.
- Accident prevention chains protections according to EC directives.

ACCESSORIES

- 1 - Mounting hitch & pins 1.2-4.0 ton.
- 1 - Mounting hitch & pins 4.1-8.0 ton.
- 1 - Mounting hitch & pins 8.1-12.0 ton.
- 2 - Kit hoses Lg. 2 meters 70/90G2.
- 2 - Kit hoses Lg. 2 meters MZ/FR/DF.
- 3 - Feeler roller.
- 4 - Self-levelling support (+40kg).
- 5 - Hydraulic rotation device (not self-levelling support).
- 6 - Valves block deduction, only anticavitation.



1



3



4



5

T11

For excavators 6.0-12.0 ton

HYDRAULIC MULCHERS

T11 MZ130

T11 MZ160



HF6
Ø max 8 cm

standard equipment



KF5
Ø max 6 cm

T11 FR130



HF9
Ø max 12 cm



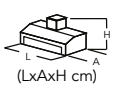







MZ



FR



Model	 (ton)	 (cm)	 (LxAxH cm)	 Kg	Motor displacement	 (L/min)	 bar (min-max)		Rotor	
T11 MZ130	6.0-12.0	130	145x90x60	345	34-44-51	60-80 90	200-220	1 (50 mm)	helical	20
T11 MZ160	10.0-12.0	160	185x100x70	420	44-51	80-90	200-220	1 (55 mm)	helical	20
T11 FR130	8.0-12.0	130	145x90x60	400	34-44-51	60-80 90	200-220	1 (50 mm)	helical	26

TECHNICAL FEATURES AND STANDARD EQUIPMENT

- MZ Helicoidal Rotor with hammers austempered and cutting blade interchangeable.
- FR Forestal rotor wood flanged with 360° rotating hammer.
- Toothed high-performance belts transmission.
- Internally reinforced with inside double-case body with interspace.
- Protective belts-cover.
- Strong hood with double sheet, removable for inspection.
- Side skids adjustable on 3 positions to change the height of the cut (only on T11 MZ/FR 130).
- Feeler roller adjustable on 3 positions to change the height of the cut (T11 MZ 160 standard equipment, T11 MZ/FR 130 accessory in replacement of side skids).
- Inside Rotor Supports with "labyrinth" for the protection of the bearings by the impurities.
- Double Row spherical adjustable bearings of 1st quality.
- Valves block complete with priority valve for adjusting oil flow, anti-shock valve (pressure relief valve), anti-cavitation.
- Cast iron gear motor.
- Accident prevention chains protections according to EC directives.

ACCESSORIES

- 1 - Mounting hitch & pins 4.1-8.0 ton.
- 1 - Mounting hitch & pins 8.1-12.0 ton.
- 1 - Mounting hitch & pins 12.1-16.0 ton.
- 2 - Kit hoses Lg. 2.5 meters or Lg. on request.
- 2 - Kit hoses Lg. 2.5 meters for piston motor.
- 3 - Feeler roller, T11 MZ/FR 130, not side skids.
- 4 - Self-levelling support (+40kg), T11 MZ/FR 130.
- 4 - Self-levelling support (+60kg), T11 160.
- 5 - Hydraulic frontal hood.
- 6 - Piston motor (no block valves).
- 7 - Block valves 1" for piston motor.
- 8 - Hydraulic rotation device (not self-levelling support).
- 9 - Valves block deduction, only anticavitation.



1



3



4



5



6



8

T13 REV

For excavators 8.0-16.0 ton

HYDRAULIC MULCHERS



T13 MZ105 REV

T13 MZ130 REV



HF6
Ø max 8 cm

standard equipment



KF5
Ø max 6 cm

T13 FR105 REV

T13 FR130 REV



HF9
Ø max 12 cm

T13 DF105 REV

T13 DF130 REV



HF14
Ø max 25 cm

standard equipment



HF15
Ø max 20 cm



MZ



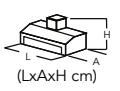







FR



DF



Model	 (ton)	 (cm)	 (LxAxH cm)	 Kg	Motor displacement	 (L/min)	 bar (min-max)		Rotor	
T13 MZ105 REV	8.0-16.0	105	125x95x85	480	34-44-51	70-80 90	200-220	1 (50 mm)	helical	16
T13 MZ130 REV	8.0-16.0	130	145x95x85	540	34-44-51	70-80 90	200-220	1 (50 mm)	helical	20
T13 FR105 REV	8.0-16.0	105	125x95x85	535	34-44-51	70-80 90	200-220	1 (50 mm)	4 lines	22
T13 FR130 REV	8.0-16.0	130	145x95x85	595	34-44-51	70-80 90	200-220	1 (50 mm)	4 lines	26
T13 DF105 REV	10.0-16.0	105	125x95x85	685	44-51	50-60 80-90	200-220	1 (50 mm)	helical	27
T13 DF130 REV	10.0-16.0	130	145x95x85	745	44-51	80-90	200-220	1 (50 mm)	helical	36

TECHNICAL FEATURES AND STANDARD EQUIPMENT

- MZ Helicoidal Rotor with hammers austempered and cutting blade interchangeable.
- FR Forestal rotor wood flanged with 360° rotating hammer.
- DF Forestal rotor fixed teeth.
- Toothed high-performance belts transmission.
- Internally reinforced with inside double-case body with interspace.
- Protective belts-cover.
- Shearing symmetric head, for a faster working by the excavator rotation.
- Input and output mouths completely identical, adjustable
- Adjustable hoods , fully openable for higher cutting capacity.
- Side skids adjustable on 3 positions to change the height of the cut.
- Inside Rotor Supports with "labyrinth" for the protection of the bearings by the impurities.
- Double Row spherical adjustable bearings of 1st quality.
- Valves block complete with priority valve for adjusting oil flow, anti-shock valve (pressure relief valve), anti-cavitation.
- Cast iron gear motor.
- Accident prevention chains protections according to EC directives.

ACCESSORIES

- 1 - Mounting hitch & pins 8.1-12.0 ton.
- 1 - Mounting hitch & pins 12.1-16.0 ton.
- 2 - Kit hoses Lg. 2.5 meters.
- 2 - Kit hoses Lg. 2.5 meters for piston motor.
- 3 - Feeler roller.
- 4 - Self-levelling support (+60kg).
- 5 - Piston motor (no block valves).
- 6 - Block valves 1" for piston motor.
- 7 - Hydraulic rotation device (not self-levelling support).
- 8 - Valves block deduction, only anticavitation.



1



3



4



5



7

T15 REV

For excavators 10.0-25.0 ton

HYDRAULIC MULCHERS



T15 MZ130 REV

T15 MZ160 REV



HF6
Ø max 8 cm

standard equipment



KF5
Ø max 6 cm

T15 FR130 REV

T15 FR160 REV



HF10 / HF12
Ø max 25 cm



HF11 / HF13
Ø max 25 cm



T15 DF130 REV

T15 DF160 REV



HF14
Ø max 25 cm

standard equipment











HF15
Ø max 20 cm

MZ

FR

DF



Model	 (ton)	 (cm)	 (LxAxH cm)	 Kg	Motor displacement	 (L/min)	 bar (min-max)		Rotor	
T15 MZ130 REV	10.0 - 25.0	130	160x80x85	650	40-50-63	100-125 160	200-350	1 (50 mm)	helical	20
T15 MZ160 REV	12.0-25.0	160	190x80x85	750	40-50-63	100-125 160	200-350	1 (50 mm)	helical	20
T15 FR130 REV	12.0-25.0	130	160x80x85	920	40-50-63	100-125 160	200-350	1 (50 mm)	4 lines	24
T15 FR160 REV	15.0-25.0	160	190x80x85	1.020	40-50-63	100-125 160	200-350	1 (50 mm)	4 lines	32
T15 DF130 REV	12.0-25.0	130	160x80x85	950	40-50-63	100-125 160	200-350	1 (50 mm)	helical	36
T15 DF160 REV	16.0-25.0	160	190x80x85	1.050	40-50-63	100-125 160	200-350	1 (50 mm)	helical	42

TECHNICAL FEATURES AND STANDARD EQUIPMENT

- MZ Helicoidal Rotor with hammers austempered and cutting blade interchangeable.
- FR Forestal rotor wood flanged with 360° rotating hammer.
- DF Forestal rotor fixed teeth.
- Toothed high-performance belts transmission.
- Internally reinforced with inside double-case body with interspace.
- Protective belts-cover.
- Shearing symmetric head, for a faster working by the excavator rotation.
- Input and output mouths completely identical, adjustable
- Hydraulic hoods , fully openable for higher cutting capacity.
- Inside Rotor Supports with "labyrinth" for the protection of the bearings by the impurities.
- Adjustable bearings of 1st quality.
- Valves block complete with priority valve for adjusting oil flow, anti-shock valve (pressure relief valve), anti-cavitation.
- Piston motor.
- Accident prevention chains protections according to EC directives.

ACCESSORIES

- 1 - Mounting hitch & pins 8.1-12.0 ton.
- 1 - Mounting hitch & pins 12.1-16.0 ton.
- 1 - Mounting hitch & pins 16.1-25.0 ton.
- 2 - Kit hoses Lg. 2.5 meters.
- 3 - Hood 1 mechanical opening
- 4 - Hood 2 mechanical opening



1

T20

For excavators 15.0-30.0 ton

HYDRAULIC MULCHERS

T20 DF130

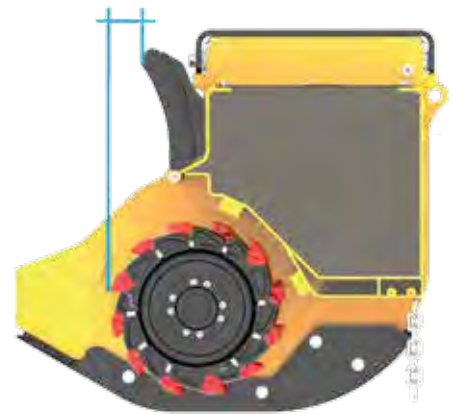
T20 DF180



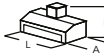







HF14
Ø max 30 cm



HF15
Ø max 25 cm



Model	 (ton)	 (cm)	 (LxAxH cm)	 Kg	Motor displacement	 (L/min)	 bar (min-max)		Rotor	
T20 DF130	15.0-30.0	130	170x100x90	1.050	45-60-80	100-130 180	200-350	1 (55 mm)	helical	36
T20 DF180	20.0-30.0	180	220x100x90	1.320	45-60-80	100-130 180	200-350	1 (55 mm)	helical	48

TECHNICAL FEATURES AND STANDARD EQUIPMENT

- DF Forestal rotor fixed teeth.
- Toothed high-performance belts transmission.
- Internally reinforced with inside double-case body with interspace.
- Protective belts-cover.
- Hydraulic hoods , fully openable for higher cutting capacity.
- Inside Rotor Supports with "labyrinth" for the protection of the bearings by the impurities.
- Adjustable bearings of 1st quality.
- Valves block complete with priority valve for adjusting oil flow, anti-shock valve (pressure relief valve), anti-cavitation.
- Piston motor.
- Accident prevention chains protections according to EC directives.

ACCESSORIES

- 1 - Mounting hitch & pins 12.1-16.0 ton.
- 1 - Mounting hitch & pins 16.1-25.0 ton.
- 2 - Kit hoses Lg. 2.5 meters.
- 3 - Piston motor, variable displacement.



1



3

S5

For skid steer loader 50-90 hp

HYDRAULIC MULCHERS

S5 MZ160

S5 MZ180

S5 MZ200











HF16
Ø max 8 cm

standard equipment



KF3
Ø max 6 cm



Model	 (hp)	 (cm)	 (LxAxH cm)	 Kg	Motor displacement	 (L/min)	 bar (min-max)		Rotor	
S5 MZ160	50-90	160	182x120x110	890	27-34-44-51	60-80 100-120	200-220	4	4 lines	18
S5 MZ180	50-90	180	202x120x110	930	27-34-44-51	60-80 100-120	200-220	4	4 lines	20
S5 MZ200	50-90	200	222x120x110	970	27-34-44-51	60-80 100-120	200-220	4	4 lines	22

TECHNICAL FEATURES AND STANDARD EQUIPMENT

- Floating self levelling universal hitch.
- MZ Helicoidal Rotor with hammers austempered and cutting blade interchangeable.
- Mechanical side shift S5 MZ180, MZ200.
- Toothed high-performance V-belts transmission.
- Internally reinforced with inside double-case body with interspace.
- Protective belts-cover.
- Inside Rotor Supports with "labyrinth" for the protection of the bearings by the impurities.
- Bearings of 1st quality.
- Valves block complete with priority valve for adjusting oil flow, anti-shock valve (pressure relief valve), anti-cavitation.
- Cast iron gear motor.
- Accident prevention protections according to EC directives.

ACCESSORIES

- 1 - Price reduction for fixed type mount plate.
- 2 - Hydraulic side shift.
- 3 - Diverter valve, to operate the hydraulic side shift S5 MZ180, MZ 200.
- 4 - Kit hoses Lg.3 meters.
- 5 - Piston motor.
- 6 - Hitch coupler for articulated backhoe-loader, backhoe loader, telescopic.

S10

For skid steer loader 70-120 hp

HYDRAULIC MULCHERS

S10 DF130

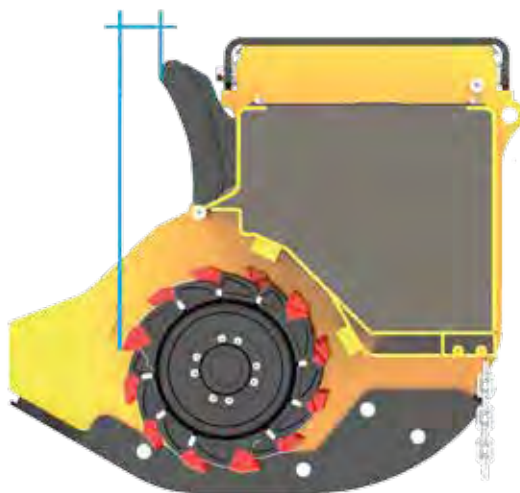
S10 DF180











HF14
Ø max 30 cm



HF15
Ø max 25 cm



Model	 (hp)	 (cm)	 (LxAxH cm)	 Kg	Motor displacement	 (L/min)	 bar (min-max)		Rotor	
S10 DF130	70-120	160	170x100x160	1.150	45-60-80	100-130 180	200-350	1 (55 mm)	helical	36
S10 DF180	70-120	180	220x100x160	1.420	45-60-80	100-130 180	200-350	1 (55 mm)	helical	48

TECHNICAL FEATURES AND STANDARD EQUIPMENT

- Fixed universal hitch.
- Protective arch.
- DF Forestal rotor fixed teeth.
- Toothed high-performance belts transmission.
- Internally reinforced with inside double-case body with interspace.
- Protective belts-cover.
- Hydraulic hoods , fully openable for higher cutting capacity.
- Inside Rotor Supports with "labyrinth" for the protection of the bearings by the impurities.
- Adjustable bearings of 1st quality.
- Manometer for working pressure control.
- Valves block complete with priority valve for adjusting oil flow, anti-shock valve (pressure relief valve), anti-cavitation.
- Piston motor.
- Accident prevention chains protections according to EC directives.

ACCESSORIES

- 1- Diverter valve, to active frontal hood.
- 2 – kit hoses Lg. 2.5 meters.
- 3 - Piston motor, variable displacement.



3

DEALER

ATTACHMENT SOLUTIONS LTD
HILL FARM
CAMPIONS HILL
NAYLAND
COLCHESTER
CO6 4NL

EMAIL: nigel@attachmentsolutions.co.uk
TEL: 01206 864354